



# Pulling Eye Systems



PULLING EYES & ACCESSORIES

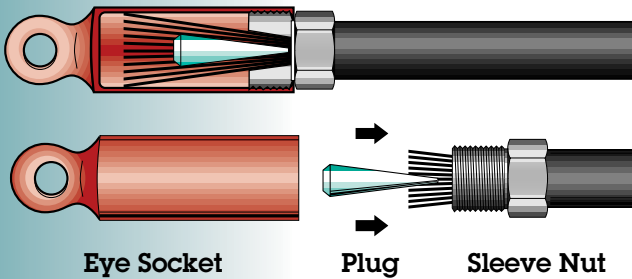


## Reusable Power Cable Pulling Eyes

Condux non-crimp Reusable Cable Pulling Eyes waste virtually no cable and all components are completely reusable. These eyes will remain firmly secured on the cable for a confident pull. No special tools or crimpers are required for installation.

Three designs of Reusable Power Pulling Eyes are available: Clevis Head, Standard Head, and Swivel Head.

For ease of ordering and cost savings, kits are available for Clevis, Swivel and Standard Head Reusable Eyes. See page 70 for information.





**NOTE:** When properly installed, all Condux Reusable Power Pulling Eyes will exceed the recommended maximum pulling tensions for single conductor power cable as specified by the cable manufacturer.

**NOTE:** Multiple Pulling Harness and connectors available (see pages 58-59).

**NOTE:** All Reusable Eyes are color coded for ease of use.

## Reusable Power Pulling Eyes, Clevis Head

The Clevis Head Power Pulling Eyes feature a slotted head with clevis pin to allow direct attachment to the Condux multiple pulling harness. When pulling multiple cables into a single conduit, the conductors can be attached to a harness and installation is simplified to a single pull of one assembly. Each Clevis Head Power Pulling Eye includes a clevis socket, sleeve nut, and plug.



Part Number	Cable Size	Color	Max. Conductor Diameter		Max. Eye O.D. A		Slot Width B		Slot Depth C		Pin Dia. D		Pin Center E	
			(in)	(mm)	(in)	(mm)	(in)	(mm)	(in)	(mm)	(in)	(mm)	(in)	(mm)
08918150+	2500 kcmil	Green	1.824	46	3.00	76	1.00	25	2.80	71	.88	22	1.23	31
08917750+	1750 kcmil	Yellow	1.526	39	2.50	64	1.00	25	2.80	71	.88	22	1.23	31
08917950*	1500 kcmil	Black	1.412	36	2.38	60	.75	19	1.78	45	.63	16	.72	18
08917850*	1250 kcmil	Blue	1.289	33	2.25	57	.75	19	1.78	45	.63	16	.72	18
08917150*	1000 kcmil	Orange	1.152	29	2.06	52	.75	19	1.78	45	.63	16	.72	18
08917250*	750 kcmil	Brown	.998	25	1.75	44	.63	16	1.59	40	.56	14	.78	20
08917350*	700 kcmil	Gray	.964	24	1.75	44	.63	16	1.59	40	.56	14	.78	20
08917450*	500 kcmil	Yellow	.813	21	1.44	37	.59	15	1.41	36	.44	11	.59	15
08917550*	350 kcmil	White	.681	17	1.25	32	.56	14	1.34	34	.38	10	.59	15
08960350**	250 kcmil	Blue	.575	15	1.13	29	.38	10	1.06	27	.31	8	.53	13
08960450**	4/0 AWG	Green	.528	13	1.00	25	.38	10	1.06	27	.31	8	.53	13
08960850**	2/0 AWG	Black	.419	11	1.00	25	.38	10	1.06	27	.31	8	.53	13
08960550**	1/0 AWG	Red	.373	9	.88	22	.38	10	1.06	27	.31	8	.53	13

+ - Will fit 3/8" (9.5 mm) and 1/2" (13 mm) cable pulling harnesses.


\* - Will fit all Condux pulling harnesses.

\*\* - Will fit the 1/8" (3 mm) and 1/4" (6 mm) cable pulling harnesses.



## Reusable Power Pulling Eyes, Standard Head

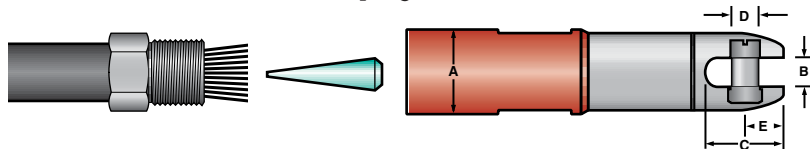
The Standard Head Power Pulling Eyes are an excellent alternative when pulling multiple cables into a single conduit. Single conductors can be attached to a Condux Multiple Pulling Harness with links or with Condux swivels. Installation is then simplified to a single pull of one assembly. Each Standard Power Pulling Eye includes an eye socket, sleeve nut, and plug.



Part Number	Cable Size	Color	Max. Conductor Dia.		Max. Eye O.D.		Hole Dia. D		Eye Thickness T	
			(in)	(mm)	(in)	(mm)	(in)	(mm)	(in)	(mm)
08918120	2500 kcmil	Green	1.824	46	3.00	76	1.00	25	.50	13
08917720	1750 kcmil	Yellow	1.526	39	2.50	63	1.00	25	.50	13
08917920	1500 kcmil	Black	1.412	36	2.38	60	1.00	25	.50	13
08917820	1250 kcmil	Blue	1.289	33	2.25	57	1.00	25	.50	13
08917120	1000 kcmil	Orange	1.152	29	2.06	52	1.00	25	.50	13
08917220	750 kcmil	Brown	.998	25	1.75	44	.60	15	.43	11
08917320	700 kcmil	Gray	.964	24	1.75	44	.60	15	.43	11
08917420	500 kcmil	Yellow	.813	21	1.50	38	.81	.21	.50	13
08917520	350 kcmil	White	.681	17	1.25	32	.75	19	.50	13
08960320	250 kcmil	Blue	.575	15	1.13	29	.63	16	.50	13
08960420	4/0 AWG	Green	.528	13	1.00	25	.50	13	.34	9
08960820	2/0 AWG	Black	.419	11	1.00	25	.50	13	.34	9
08960520	1/0 AWG	Red	.373	9	.88	22	.50	13	.34	9

## Reusable Power Pulling Eyes, Swivel Head

The Swivel Head Power Pulling Eye is a hybrid tool that combines features from standard reusable power pulling eyes and Condux swivels for superior performance. A swivel head prevents twisting and binding of the cable as it is installed. It eliminates the need for a separate swivel on each pulling eye when installing single cables into individual conduits or multiple cables into a single conduit. Each Swivel Head Power Pulling Eye includes a swivel head, sleeve nut, and plug.



Part Number	Cable Size	Color	Max. Conductor Diameter		Max. Eye O.D. A		Slot Width B		Slot Depth C		Pin Dia. D		Pin Center E	
			(in)	(mm)	(in)	(mm)	(in)	(mm)	(in)	(mm)	(in)	(mm)	(in)	(mm)
08918175+	2500 kcmil	Green	1.824	46	3.00	76	1.00	25	2.80	71	.88	22	1.23	31
08917775+	1750 kcmil	Yellow	1.526	39	2.50	64	1.00	25	2.80	71	.88	22	1.23	31
08917975*	1500 kcmil	Black	1.412	36	2.38	60	.75	19	1.78	45	.63	16	.72	18
08917875*	1250 kcmil	Blue	1.289	33	2.25	57	.75	19	1.78	45	.63	16	.72	18
08917175*	1000 kcmil	Orange	1.152	29	2.06	52	.75	19	1.78	45	.63	16	.72	18
08917275*	750 kcmil	Brown	.998	25	1.75	44	.63	16	1.59	40	.56	14	.78	20
08917375*	700 kcmil	Gray	.964	24	1.75	44	.63	16	1.59	40	.56	14	.78	20
08917475*	500 kcmil	Yellow	.813	21	1.44	37	.56	14	1.31	33	.44	11	.56	14
08917575*	350 kcmil	White	.681	17	1.25	32	.56	14	1.34	34	.38	10	.59	15
08960375**	250 kcmil	Blue	.575	15	1.13	29	.38	10	1.06	27	.31	8	.53	13
08960475**	4/0 AWG	Green	.528	13	1.00	25	.38	10	1.06	27	.31	8	.53	13
08960875**	2/0 AWG	Black	.419	11	1.00	25	.38	10	1.06	27	.31	8	.53	13
08960575**	1/0 AWG	Red	.373	10	.88	22	.38	10	1.06	27	.31	8	.53	13

+ - Will fit 3/8" (9.5 mm) and 1/2" (13 mm) cable pulling harnesses.  
\* - Will fit all Condux pulling harnesses.  
\*\* - Will fit the 1/8" (3 mm) and 1/4" (6 mm) cable pulling harnesses.