




## Multiple Pulling Harness


Allows staggered attachment to cable or innerduct when pulling through conduit systems or during directional drilling pull-back operations. Choice of steel cable or chains (varies by model). **Other harness combinations available upon request. Contact factory for details.**

Part Number	Description	Working Load Per Leg		Working Load Combined		Max. Width A		Separation Between Legs B		Lead Ring Dia. C		Leg Dia. D	
		(lbs)	(N)	(lbs)	(N)	(in)	(mm)	(in)	(mm)	(in)	(mm)	(in)	(mm)
08549200	3 Way 3/8" (3 mm) Cable	550	2,446	1,600	7,117	2.25	57	14	356	.37	10	.12	3
08549230	3 Way 1/4" (6 mm) Cable	1,400	6,228	2,900	12,899	3.00	76	14	356	.50	13	.25	6
08549325	4 Way 1/4" (6 mm) Cable	1,400	6,228	4,200	18,682	3.75	95	14	356	.62	16	.25	6
08569910	5 Way 1/4" (6 mm) Cable	1,400	6,228	4,200	18,682	3.75	95	14	356	.62	16	.25	6
08549326	6 Way 1/4" (6 mm) Cable	1,400	6,228	4,200	18,683	3.75	95	14	356	.63	16	.25	6
08549333	3 Way 3/8" (10 mm) Cable	4,800	21,350	9,000	40,032	2.63	67	10	254	.62	16	.38	10
08549329	4 Way 3/8" (10 mm) Cable	4,800	21,350	9,000	40,032	2.63	67	10	254	.62	16	.38	10
08549330	10 Way 3/8" (10 mm) Cable	4,800	21,351	6,000	26,689	4.50	114	6	152	.75	19	.38	10
08549334	12 Way 3/8" (10 mm) Cable	4,800	21,351	6,000	26,689	4.50	114	6	152	.75	19	.38	10
08549342	16 Way 3/8" (10 mm) Cable	4,800	21,351	6,000	26,689	4.50	114	6	152	.75	19	.38	10
08549331	2 Way 1/2" (13 mm) Cable	7,000	31,136	10,000	44,480	2.50	64	12	305	.50	13	.50	13
08549332	3 Way 1/2" (13 mm) Cable	7,000	31,136	15,000	66,720	3.75	95	12	305	.87	22	.50	13
08549340	4 Way 1/2" (13 mm) Cable	7,000	31,136	15,000	66,720	3.75	95	12	305	.87	22	.50	13

**NOTE:** 10 & 12 Way 3/8" (10 mm) harnesses only have a single stagger. All other harnesses are sequentially staggered.



3 Way 1/4" Cable




3 Way 1/2" Cable



3 Way Chain



10 Way 3/8" Cable



## Eye to Eye Connectors

Light duty winch line pulling connector drop forged from C-1035 steel. Hot dip galvanized.

Part Number	Size		Working Load	
	(in)	(mm)	(lbs)	(N)
08050300	3/8	10	2,200	9,786
08050500	1/2	13	3,600	16,013
08050501	5/8	16	5,200	23,130

**NOTE:** To be used for cable stringing or pulling only.

