




Cable Guides




CABLE GUIDES



Heavy Duty Quadrant Block

A series of 6 cast aluminum sheaves on bronze bearings allow cable to make a gradual 90° turn for easy pulling through manhole opening. Pulling radius of 24.25 inches (616 mm). Can also be suspended in manhole to provide alignment to duct run. 4,800 lbs. (21,350 N) cable tension load capacity. Support Bar sold separately (see pg. 138). Replacement Sheaves available. See Specifications and Selection Charts on page 139.

Part Number	Size	
	(in)	(mm)
08539000	3	76
08539100	4	102
08539200	5	127




Cable Feeding Sheaves

Plugs into conduit in manhole wall, guiding cable safely into the conduit regardless of the pulling angle. Replacement Sheaves available. See Specifications and Selection Charts on page 139.

Part Number	Size		A		I.D.		O.D.		Load Capacity	
	(in)	(mm)	(in)	(mm)	(in)	(mm)	(in)	(mm)	(lbs)	(N)
08617215	1½	38	1.04	26	1.25	32	1.44	37	1,500	6,672
08617220	2	51	1.38	35	1.75	44	1.95	50	2,600	11,565
08617225	2½	63	1.44	37	2.16	55	2.40	61	2,600	11,565
08617230	3	76	2.25	57	2.62	67	2.95	75	4,800	21,350
08617235	3½	89	2.75	70	3.00	76	3.38	86	4,800	21,350
08617200	4	102	3.00	76	3.50	89	3.95	100	6,500	28,912
08617340*	4	102	3.00	76	3.25	83	3.65	93	6,500	28,912
08617250	5	127	3.75	95	4.50	114	4.90	125	6,500	28,912
08617260	6	114	4.50	114	5.37	136	5.90	150	6,500	28,912
08617360*	6	114	4.50	114	5.00	127	5.56	141	6,500	28,912
08617280	8	203	6.00	152	7.18	182	7.94	202	6,500	28,912

*Fits sch 80 pipe.



Fairlead Quadrant Block

Originally designed to install transpacific fiber optic cable, these quadrant blocks provide a 60" (1,524 mm) pulling radius to guide any type of cable. 18 machined rollers on bronze bearings, 8" (203 mm) wide by 5.5" (140 mm) in diameter, allow the cable to make a gradual 90° turn for easy cable installation. 10,000 lb. (44,480 N) capacity. Replacement Sheaves available, contact factory for information.

Part Number	Description	A	B	C
		(in) (mm)	(in) (mm)	(in) (mm)
08094500	Fairlead Quadrant Block	96 2438	36 914	9 229




3 Sheave Cable Guide

Three cast aluminum sheaves on bronze bearings allow a gradual 90° turn for easy pulling through manhole opening. Pulling radius of 24" (610 mm), the cable guide will sit on manhole edge, suspend in manhole, or fit the jamb skid. 10,000 lbs. (44,480 N) cable tension load capacity. Support bar sold separately (see pg. 138). Replacement Sheaves available. See Specifications and Selection Charts on page 139.

Part Number	Size	
	(in)	(mm)
08539600	6	152
08539800*	8	203

*NOTE: To fit the jamb skid, the four bolts holding the hook must be removed.



Mini Corner Cable Guide

Features two hardened steel rollers that guide steel winch line over sharp edges. It is small but sturdy, allowing for easy handling and set-up along with heavy duty capacities. 10,000 lbs. (44,480 N) cable tension load capacity. Replacement Sheaves available, contact factory for information.


Part Number	Description
08045000	Mini Corner Cable Guide



Corner Cable Guides

Aluminum sheaves for pulling cable into manholes. 5,000 lbs. (22,240 N) cable tension load capacity. See Specifications and Selection Charts on page 139 for Replacement Sheaves. Support bar sold separately (see pg. 138).

Part Number	Size	
	(in)	(mm)
08040000	3	76
08043100	4	102
08043200	5	127
08088600	6	152
08088800	8	203





Cable Guide Accessories



CABLE GUIDES



Cable Bending Shoe

Protects cable from corner abrasion during pulling operations. Rugged, high-impact plastic.


Part Number	Description
08042100	Plastic Bending Shoe



Nylon Cable Protector

Flanged, split tube to insert in duct end and protect cable from damage during installation. Also can be left in place for permanent protection.


Part Number	Description
08042301	1"-2½" (25-63 mm) Duct
08042300	3"-6" (76-152 mm) Duct



Support Bar

Use to support quadrant blocks or cable guides at street level.

Part Number	Description
08091440	1¼" (32 mm) x 4' (1.2 m) Steel Bar



Chains

Used to tie off cable guides in the manhole. Not to be used for overhead lifting.

Part Number	Description
08066301	4' (1.2 m) Chain, Double Hook, ⅜" (9 mm) Alloy Links, 7,100 lbs. (31,581 N) capacity
08066300	8' (2.4 m) Chain, Double Hook, ⅜" (9 mm) Alloy Links, 7,100 lbs. (31,581 N) capacity