

# Buckingham POSITIONING STRAPS

## Positioning Straps



Buckingham recommends the use of locking snap hooks and stresses that you must never defeat the operation of the locking mechanism, as it could cause disengagement, resulting in serious injury or death.

## Pole Strap Guidelines

- Always visually check to ensure that the pole strap is not twisted
- Always visually check to ensure that snap hooks are attached to the "D" ring
- If repositioning, recheck snap hook engagement before applying pressure
- Never hook snap hook to snap hook or snap hook back to itself
- Never attach a non-locking snap hook to a "D" ring with an exterior circle or "D"-shaped dee ring


## Unsafe if used with non-locking snap hooks



- Never attach multiple snap hooks to a single "D" ring
- Never attach ladder or rebar hooks onto "D" rings
- Always use fall arrest equipment

## Pole Strap Maintenance Kit - Model 6028

To help you check spring tension, excessive side movement and the center rivet to inside bill dimension of 2.35" maximum, we offer an easy-to-use kit with step-by-step instructions.



## Nyback Pole Straps (Brown)

	Maximum Length
Model 3842	5'8" (1.7m)
Model 3860	6' (1.8m)
Model 3866	6'6" (2.0m)
Model 3870	7' (2.1m)
Model 3880	8' (2.4m)

## Model 3842



## Leather Reinforced with Nylon

	Maximum Length
Model 3642	5'8" (1.7m)
Model 3660	6' (1.8m)
Model 3666	6'6" (2.0m)
Model 3670	7' (2.1m)
Model 3680	8' (2.4m)

## Model 3642



## Woven Nylon - Uses slide buckle to adjust strap


	Maximum Length
Model 4942	5'8" (1.7m)
Model 4960	6' (1.8m)
Model 4966	6'6" (2.0m)
Model 4970	7' (2.1m)
Model 4980	8' (2.4m)

## Model 4942



## Locking Snap Hooks Options by Buckingham

### "99E"



### New Locking Pole Strap Snap Hook

Buckingham has developed a new locker which operates like a non-locker.


- Easy to use with heavy rubber gloves and protectors.
- Ergonomically designed to attach and detach to dee rings with ease.
- Due to hinge point of keepers, the handling of the locking snaphook from the non-locking design is unchanged.
- Internal locking mechanism - no ears to bend or defeat. To order add "99E" to pole strap model number.



Attaching to Work Positioning Dee Ring

To order the new locking snap hook simply add "99E" for snap on one end and "99E" for lockers on both ends.

### "77"



### A second new Locking Snap Hook from Buckingham

Another snaphook option is the '77' locking snap. The 77 has an external locking mechanism without using tabs that can bend, and like the 99E it is designed to open easily with a gloved hand. Add a 7 to the model number for a locking snap hook on the double strap end. Add 77 for locking snaps on both ends.